



WL 365HQ

FD5

DORMANT

HQTM

THE NEW 5/2 HIGH-YIELD LEADER

Our latest 5/2 winterhardy HQ variety

In 2002, W-L Alfalfas released its first 5/2 variety, which was an industry breakthrough, decoupling fall dormancy and winterhardiness, allowing growers across the U.S. to realize greater yield potential during the growing season without sacrificing winterhardiness or stand persistence. WL 365HQ is the latest release in the line of high-yielding types packed with HQ levels of forage quality.

WL 365HQ Advantages

- Very high yield potential and agronomic performance under 4- to 6-cut harvest management systems (FD=4.9), and now our highest-yielding winterhardy conventional HQ released to date
- HQ forage-quality levels make an ideal variety for cash hay or dairy producers
- Extremely winterhardy (WH=1.1); WL 365HQ delivers outstanding cold tolerance and long stand life, even under harsh weather conditions
- An almost perfect disease resistance index (DRI) of 34/35 for solid yield potential and stand persistence across a wide range of soil types and climates
- Quick regrowth after cutting with outstanding standability for intensive management systems
- Dark green, fine-stemmed and a highly palatable HQ variety
- WL 365HQ delivers fast recovery, quickly closing the canopy to outpace yield-robbing weeds
- Very well-adapted and selected for use in the Midwestern, Northwestern, Central Plains or Northeastern regions of the U.S.

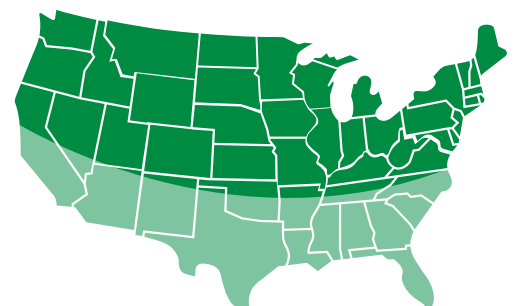
AGRONOMIC TRAITS

Maturity	Early
Fall Dormancy	4.9
Winterhardiness	1.1
Digestibility/Feed Value	Superior
Recovery After Harvest	Very Fast
Standability	Excellent
Traffic Tolerance	Very Good
Multileaf Expression	Very High
Disease Resistance Index	34/35

PEST RESISTANCE TRAITS

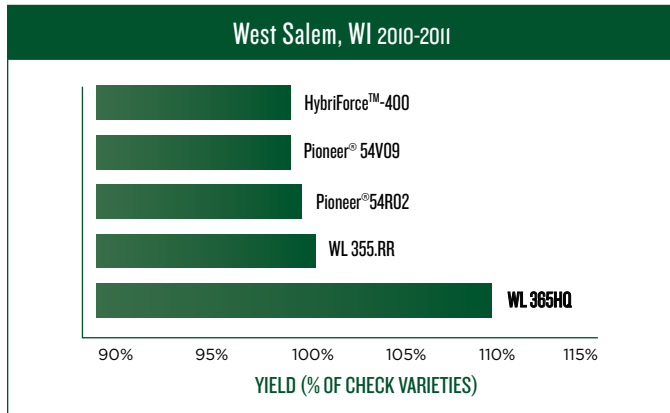
Bacterial Wilt	HR
Fusarium Wilt	HR
Verticillium Wilt	HR
Anthracnose (Race 1)	HR
Phytophthora Root Rot	HR
Aphanomyces Root Rot (Race 1)	HR
Aphanomyces Root Rot (Race 2)	R
Spotted Alfalfa Aphid	HR
Pea Aphid	HR
Stem Nematode	R

HR = HIGH RESISTANCE R = RESISTANT MR = MODERATE RESISTANCE

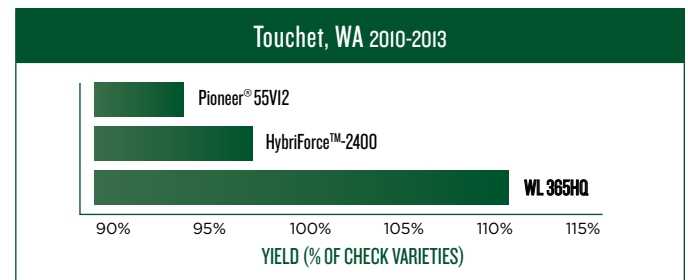
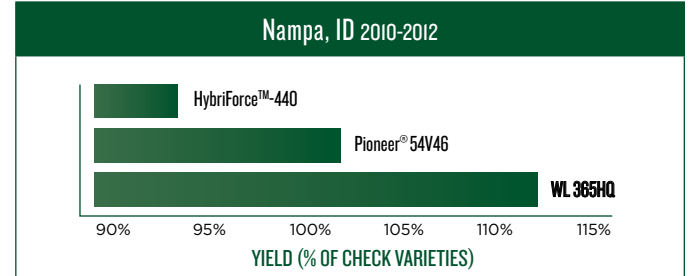
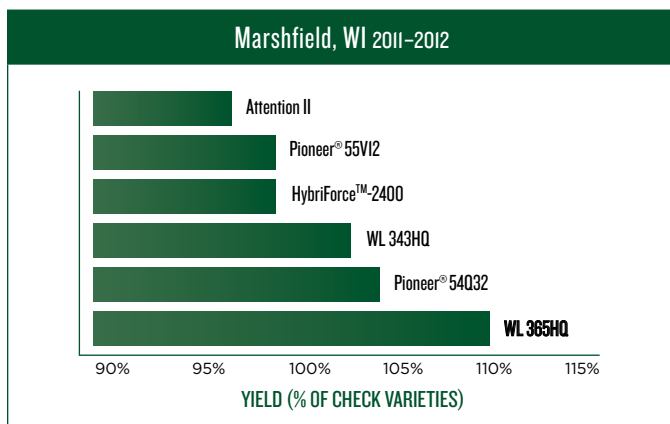
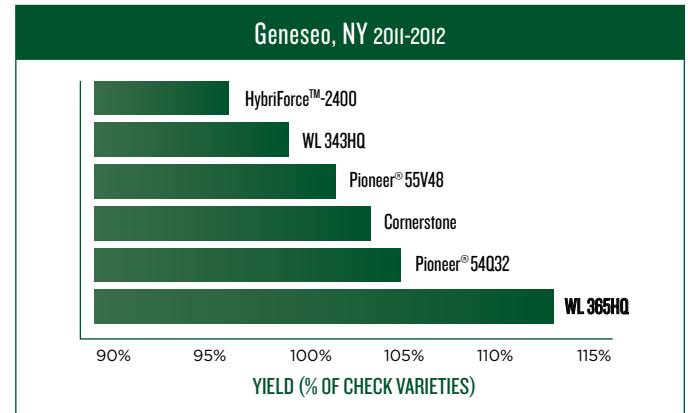


■ Area of Primary Adaptation

WL 365HQ Outyields the Competition*



WL 365HQ Outyields the Competition*



* Results are based on controlled field trials at the listed W-L Research location. Results may vary and are dependent on factors outside of W-L Research's control, such as weather. Yield, profit and other results cannot be predicted or guaranteed by W-L Research.

For more information visit WLAalfas.com.

©2020 Forage Genetics International, LLC. Better Seed Through Research® tagline, HarvXtra®, HQ™ and W-L Alfalfas® are trademarks of Forage Genetics International, LLC.

